



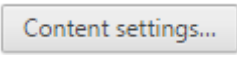
Off-Campus Access to Full-Text



Most of the library's electronic resources - databases, journals, books and reprints are only accessible to Tel-Aviv University community and are not accessible to the general public. To access these resources off campus please configure the proxy settings in your computer.

This is a one-time step that will serve you throughout your studies.

Configuring the Proxy Settings for Mac Computers

- Click on the Apple menu at the top left of your screen
- Choose System Preferences
- Choose Network
- In the following window choose **Wi-Fi** or **Airport**, or **Ethernet** if your computer is connected to a wired network.
- Click on **advanced**
- Switch to the **Proxy** tab
- Choose automatic Proxy Configuration
- In the URL line on the right type: : <http://www.tau.ac.il/remote.pac>
- Click OK, to get back to the previous window, and there click on Apply.
- Open the Chrome browser
- Look for the "Settings" sign  or  on the side of the address bar and click on it.
- In the advanced settings, under PRIVACY click on 
- Choose ALLOW ALL SITES TO SHOW POP-UPS
- Click on DONE

After configuring PROXY settings in your computer, whenever you connect to the library's resources, an identification screen will automatically appear. Log-in with your university Username and Password.

For any technical assistance please contact the Information Technology & Computing Division in the University. Phone: 03-6408888, e-mail: help@desk.tau.ac.il